

## LED DOWNLIGHT – FLAT CLEAR GLASS

## CYCLOPS TWO



## STANDARD COLOUR



## DETAILS

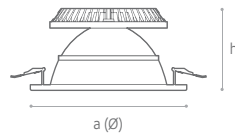
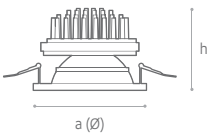
- High efficiency facets aluminium reflector
- Die-cast aluminium ring
- Clear glass
- Die-cast heat sink with passive cooling
- Standard colour: white
- Other colours on request
- CCT: 3000K, 4000K, 5000K
- Power factor:
  - 15W: > 0.5; 25...35W: > 0.95
- CRI (Ra): 80...89
- Lifetime: 40.000 hrs
- Ta (°C): -30...40
- Supplied with LED driver
- Dimmable driver on request
- Mounting system through two quick-release springs

## APPLICATIONS

- Offices
- Corridors
- Hotels
- Receptions
- Shops
- Retail stores
- Meeting rooms
- Museums

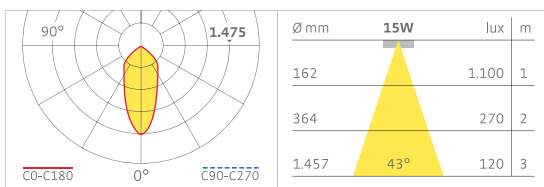
## CYCLOPS TWO – 15W

## CYCLOPS TWO – 25W, 30W, 35W

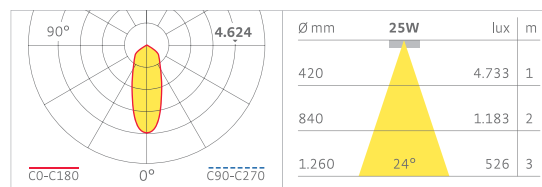


Code	(W)	CCT (K)	(lm)	Beam (°)	(mA)	CRI (Ra)	a (mm)	h (mm)	Cut-out	Colour
LUX-CY2-L15W-3K-W	15	3000	1.050	43	350	80...89	Ø 135	96	Ø 125	White
LUX-CY2-L15W-4K-W	15	4000	1.100	43	350	80...89	Ø 135	96	Ø 125	White
LUX-CY2-L15W-5K-W	15	5000	1.250	43	350	80...89	Ø 135	96	Ø 125	White
LUX-CY2-L25W-3K-W	25	3000	1.750	24	600	80...89	Ø 165	92	Ø 150	White
LUX-CY2-L25W-4K-W	25	4000	1.850	24	600	80...89	Ø 165	92	Ø 150	White
LUX-CY2-L25W-5K-W	25	5000	1.900	24	600	80...89	Ø 165	92	Ø 150	White
LUX-CY2-L30W-3K-W	30	3000	2.150	24	600	80...89	Ø 193	102	Ø 180	White
LUX-CY2-L30W-4K-W	30	4000	2.250	24	600	80...89	Ø 193	102	Ø 180	White
LUX-CY2-L30W-5K-W	30	5000	2.300	24	600	80...89	Ø 193	102	Ø 180	White
LUX-CY2-L35W-3K-W	35	3000	2.850	25	840	80...89	Ø 220	118	Ø 205	White
LUX-CY2-L35W-4K-W	35	4000	2.950	25	840	80...89	Ø 220	118	Ø 205	White
LUX-CY2-L35W-5K-W	35	5000	3.000	25	840	80...89	Ø 220	118	Ø 205	White

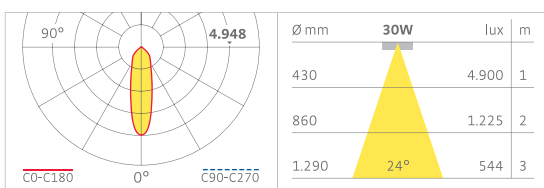
## 15W – 43°



## 25W – 24°



## 30W – 24°



## 35W – 25°

